



# Tessellate

*Designed by Roger Webb Associates*




Create your own acoustic configuration with the new Tessellate collection from Ocee Design.

With seven shapes, different depth options and extensive fabric and colour choices, Tessellate is a bright and flexible acoustic panel system.

The Tessellate acoustic panels have been tested to Class A absorption, meaning they are highly efficient at absorbing sound across a wide range of frequencies.

 4 weeks

 5 year warranty

 3.5kg  
DIAMOND  
3.5kg  
TRAPEZIUM

4kg  
SQUARE 600 x 600 x 65

14kg  
RECTANGLE 600 x 1800 x 100



## Features

Part of the Positive Sound acoustic collection

Class A absorption

Highly efficient at absorbing sound across a wide range of frequencies

The panels achieve 100% absorption

Recycled core material

65mm and 100mm depth available

Available in 4 fabric ranges and 133 colours

7 different shapes

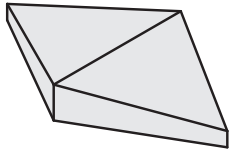
Bespoke installation fixing system

Can be installed flush against the wall

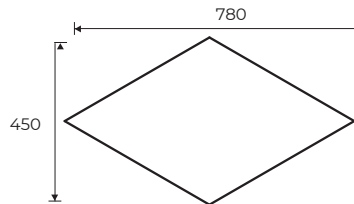
For full details on Positive Sound please see the Ocee website

# Tessellate Diamond

Dimensions (mm)

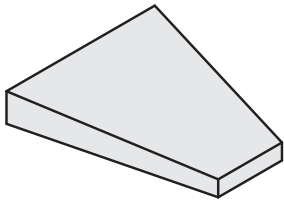


DIA-450780  
Diamond shaped  
acoustic wall  
panel 450mm x  
780mm

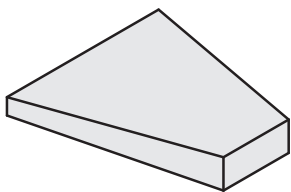

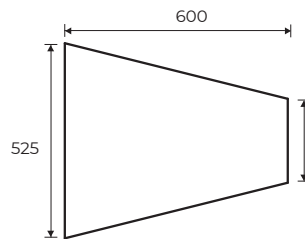


# Tessellate Trapezium

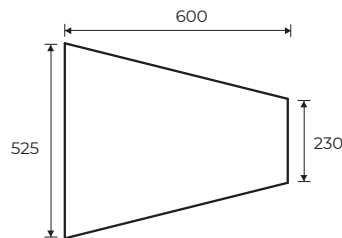
Dimensions (mm)



TRA1-525600  
Trapezium shaped  
acoustic wall panel  
525mm x 600mm



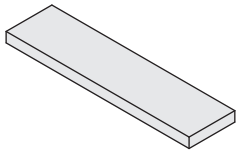
TRA2-525600  
Trapezium shaped  
acoustic wall panel  
525mm x 600mm



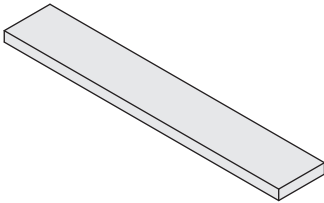

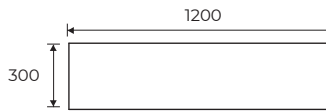
# Tessellate Rectangle/Square

## 65mm Depth

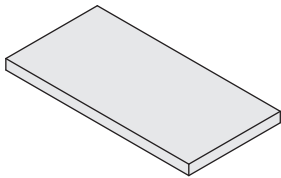
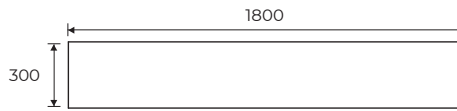
Dimensions (mm)



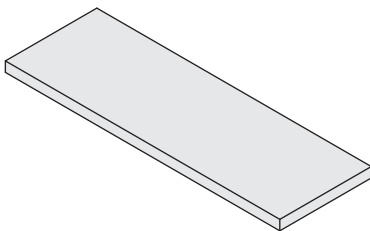

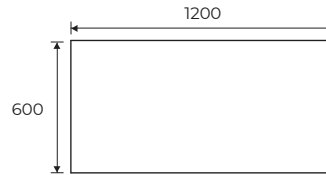
**REC-65-3001200**  
Rectangle shaped wall panel, 65mm thickness, 300mm x 1200mm



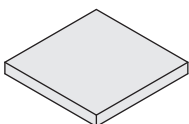
**REC-65-3001800**  
Rectangle shaped wall panel, 65mm thickness, 300mm x 1800mm




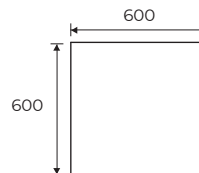
**REC-65-6001200**  
Rectangle shaped wall panel, 65mm thickness, 600mm x 1200mm



**REC-65-6001800**  
Rectangle shaped wall panel, 65mm thickness, 600mm x 1800mm



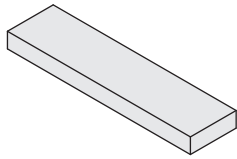
**SQU-65-600600**  
Square shaped wall panel, 65mm thickness, 600mm x 600mm



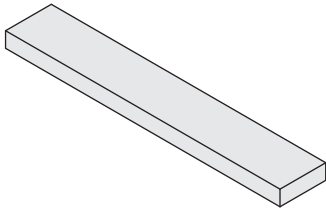

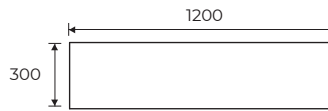
# Tessellate Rectangle/Square

## 100mm Depth

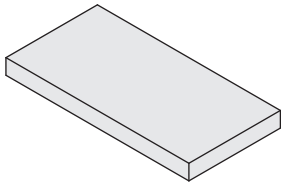


Dimensions (mm)



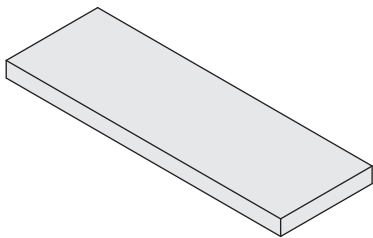
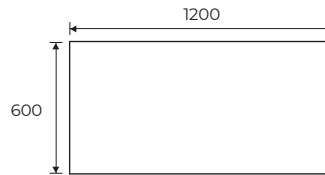
**REC-100-3001200**  
Rectangle shaped wall panel, 100mm thickness, 300mm x 1200mm



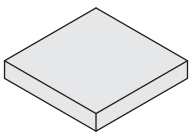
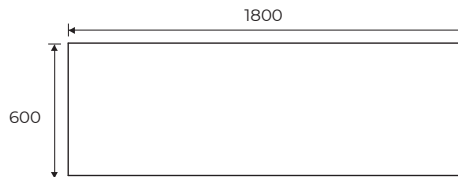
**REC-100-3001800**  
Rectangle shaped wall panel, 100mm thickness, 300mm x 1800mm



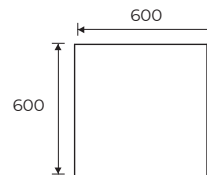
**REC-100-6001200**  
Rectangle shaped wall panel, 100mm thickness, 600mm x 1200mm



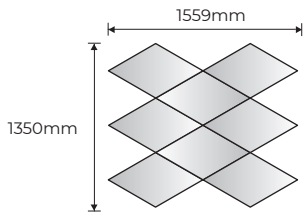
**REC-100-6001800**  
Rectangle shaped wall panel, 100mm thickness, 600mm x 1800mm



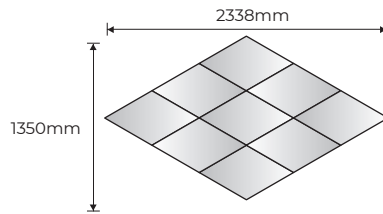
**SQU-100-600600**  
Square shaped wall panel, 100mm thickness, 600mm x 600mm



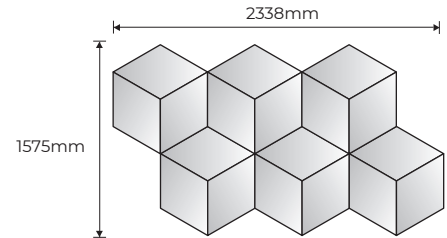
# Example Configuratons



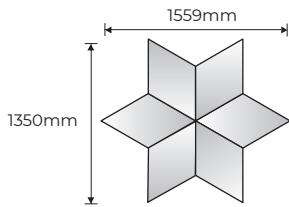
**8 X DIA-450780-**



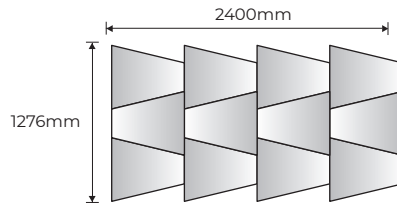
**9 X DIA-450780-**



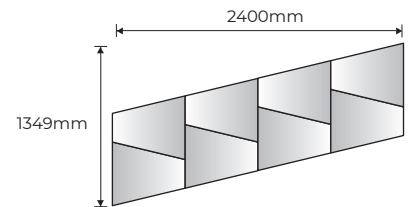
**18 X DIA-450780-**



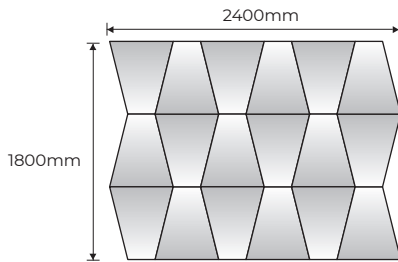
**6 X DIA-450780-**



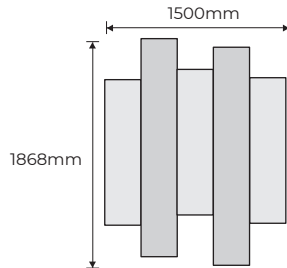
**12 X TRA1-526600-**



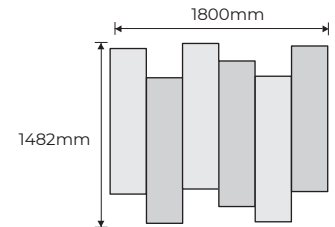
**8 X TRA1-526600-**



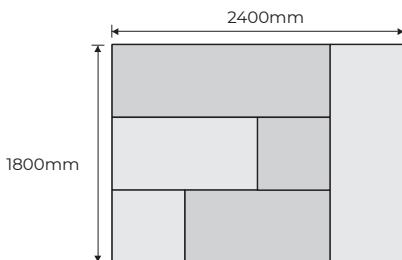
**18 X TRA2-526600-**



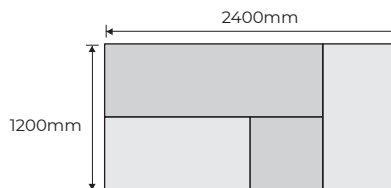
**3 X REC-65-3001200-  
2 X REC-65-3001800-**



**6 X REC-100-3001200-**



**2 X REC-65-6001200-  
2 X REC-65-6001800-  
2 X SQU-65-600600-**



**2 X REC-65-6001200-  
1 X REC-65-6001800-  
1 X SQU-65-600600-**


All measurement are in mm and are approximate  
Prior to install the surface of the wall must be determined as this could affect fixings or configurations

# Fabric Options

## Camira Carlow - A




## Camira Cara - A



## Camira Blazer Lite - B



## Kvadrat Canvas - C

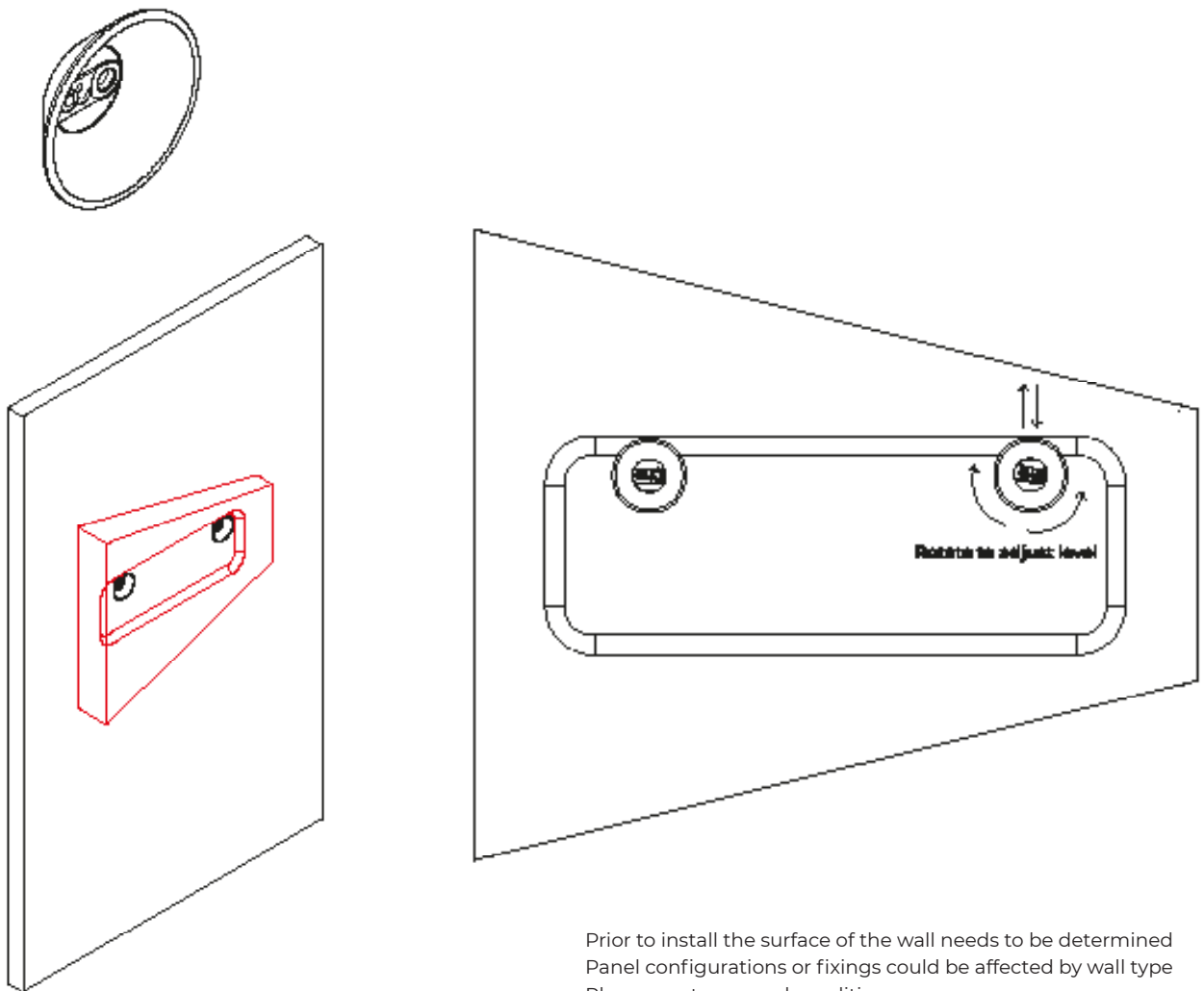


Photographic fabric scans are displayed as a guide and colour variations may occur. We advise you request fabric samples before ordering.



# Fixing Options

---

As part of the Tessellate collection Ocee has developed a bespoke and easy wall fixing system. These are included with the panels.



Prior to install the surface of the wall needs to be determined  
Panel configurations or fixings could be affected by wall type  
Please see terms and conditions



**ocee**  
DESIGN



AN OCEE  
INTERNATIONAL  
COMPANY



FM56814 EMS537195



**Ocee Design**  
Design House, Caswell Road  
Brackmills Industrial Est.  
Northampton, NN4 7PW

**London Showroom**  
20 Old Street  
Clerkenwell  
London, EC1V 9AB

t. 01604 674674  
f. 01604 674673  
**www.oceedesign.com**  
sales@oceedesign.com

Instagram: @OceeDesign  
Twitter: @OceeDesign